

Residential Use

DS TRP MID WATER METER



Sealed register permanently protected dial multi-jet meter

DS TRP MID is the latest range of sealed register permanently protected dry dial multi-jets by Maddalena designed to meet the strict requirements of the Directive 2004/22/EC on measuring instruments and of European Standard EN 14154.

DS TRP MID combines high performance at low flow rates and maximum resistance to high flow rates and pressure.

DS TRP MID is designed for remote communication: it may be equipped with a pulser of the latest generation and a radio module maintaining the mechanical and metrological characteristics and without affecting readability.

DS TRP MID is guaranteed by Maddalena: manufacturer of high quality measuring instruments for the past century.

DS TRP MID WATER METER

DS TRP MID multi-jet water meters feature a sealed register and permanently protected dial design.

The plate showing the measurement and the MID inscriptions does not come into contact with the flowing water.

As a result it remains perfectly clear ensuring reading with scaling and ferrous water and suspended particles contained in water. Readability is also ensured by the mineral tempered glass lens which has a flat and smooth surface and, unlike plastic lenses, is scratch resistant and does not turn opaque.

DS TRP MID meters are unaffected by external magnetic interference and are tamper proof. Performance is unaffected by the installation conditions and the water characteristics.

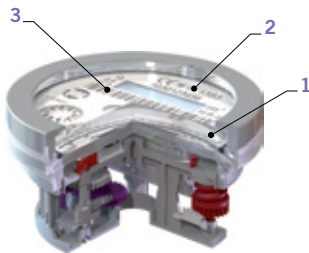
DS TRP MID water meters may be equipped with a new generation bidirectional static pulser. The pulser may also be retrofitted in **pre-equipped water meters** maintaining the meter characteristics, the design and **the mineral glass lens**.

NEW VERSION

DS TRP MID meters are now available in a new version ready for retrofitting an inductive pulser. They are the only sealed register meters available in this design and that retain the glass lens. This has been made possible by the introduction of a new glass (GORILLA GLASS), widely used in electronic devices, that enables the use of a fully non-magnetic sensor (patent pending).

DS TRP MID water meters are certified in accordance with the Directive 2004/22/EC (Annex MI-001) and have undergone conformity assessment procedure B+D. The maximum measuring range Q_3/Q_1 (R) certified is 200. As a result, water meters with a lower ratio (R160, 125, 100, etc.) may be manufactured.

DS TRP MID water meters are also certified for use with potable water in accordance with the Italian ministerial decree 6 April 2004 no. 174 and international regulations.



Technical Specifications

- **Tempered mineral glass** lens of adequate thickness **(1)**
The inductive design features a high-performance glass lens
- **The numbered drums, the cubic meter fractions, the MID inscriptions and the serial number are in the sealed register and do not come into contact with water ensuring continued readability (2)**
- Pre-equipped meters maintain both the mineral glass lens and the standard inscriptions
- **The serial number is marked on the dial both in digits and in barcode form. It is also marked on the closing ring (3)**
- No upstream or downstream straight pipe requirements
- Installation in vertical pipes available on DN 13 and DN 20 meters (see relevant data sheet)
- R50 meters for vertical installation are also available
- PiiP certification mark available upon request on Q_3 2.5 water meters (certificate no. 01/325/2003)
- Internal and external epoxy powder coating
- Stainless steel numbered drums' shaft
- Inlet strainer with wide straining area
- Non-return valve available upon request
- Internal components made of anhygroscopic, anti-scaling and wear resistant plastic materials
- Maximum water temperature: 50 °C; 90 °C version available on request (not approved)
- Nominal working pressure: 16 bar



HYDRAULIC PERFORMANCE

Size	mm	15	20	25	30	40	50
	in	½	¾	1"	1¼	1 ½	2"
Module B no.	TCM 142/08-4604						
Module D no.	0119-SJ-A010-08						
Metrological class MID	R (Q3 / Q1) ≤ 200 H - ≤ 50 V						
Performance in accordance with Directive 2004/22/EC							
Q₃	m³/h	2.5	4.0	6.3	10.0	16.0	25.0
Q₄	m³/h	3.13	5.0	7.9	12.5	20.0	31.0
R160							
Q₁	l/h	15.6	25	39.4	62.5	100	156.2
Q₂	l/h	25	40	63	100	160	250
R100							
Q₁	l/h	25	40	63	100	160	250
Q₂	l/h	40	64	100.8	160	256	400

Other R options available upon request

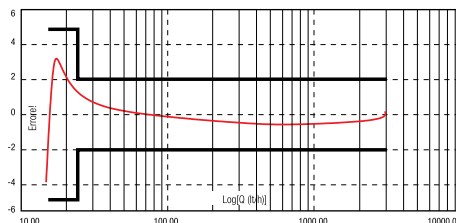
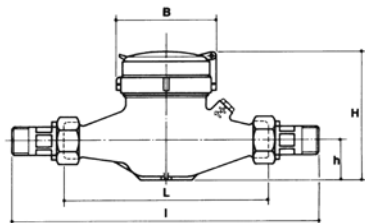
TECHNICAL DATA

Maximum permissible error between Q₁ and Q₂ (excluded)	+/- 5%						
Maximum permissible error between Q₂ (included) and Q₄	+/- 2% with water temperature ≤ 30 °C +/- 3% with water temperature > 30 °C						
Temperature class	T30 and T50						
Flow profile	U0 - D0						
sensitivity classes	(no upstream or downstream straight lengths requirements)						
Starting flow rate	l/h	4-5	7-9	16-18	22-24	28-30	28-30
Pressure loss class (ΔP at Q₃)	ΔP 63 (ΔP for DN 20)						
Nominal pressure	bar	16	16	16	16	16	16
Maximum reading	m³	100,000	100,000	100,000	100,000	1,000,000	1,000,000
Minimum reading	l	0.05	0.05	0.05	0.05	0.05	0.05
Turbine revolutions/litre		19.41 (R200: 25.30)	19.41	11.22	8.14	4.40	3.16
Weight	kg	1.450 (L=145mm)	1.610 (L=190mm)	2.300	2.400	4.500	9.500 Threaded design 14.000 Flanged design
Pulse options	l/pulse	1-10 (Quadruplus); 1-10-100-1000 (Reed)					

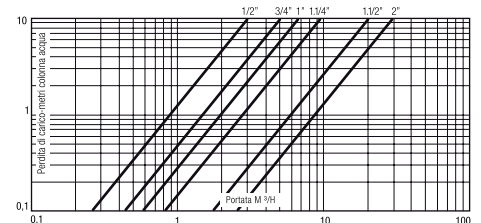
DIMENSIONS

L	mm	105(V)-110-130 145-160-165 170-190	160-190	220-260	220-260	300	300
Length with couplings	mm	205(V)-210-225 240-245-250	258-288	338-378	338-378	438	461 (Flanged design 300)
H	mm	114	114	123	123	163	175
h	mm	36.5	36.5	43	43	64.5	77
B	mm	97.5	97.5	97.5	97.5	130	154

Typical error curve



Head loss diagram



ACCESSORIES



SINGLE REED SWITCH PULSER

Suitable for industrial batching.



QUADRAPLUS PULSER

Static bidirectional pulsar; equipped with false pulse detection device; battery-powered.



ARROW RADIO MODULE

In combination with the Quadraplus static pulsar or the single reed switch pulsar it enables the remote reading of water meters.



NON-RETURN VALVE

Mounted in the meter outlet to protect it from backflow.



COUPLING KIT

It includes two nuts, two tail pieces and two gaskets.



SEALS

Designed to secure the water meter to the pipe.

For more information on available accessories please refer to the relevant data sheet.



MADDALENA spa
Via G.B. Maddalena 2/4
33040 Povoletto (Udine)
Tel. +39 0432 634811
Fax +39 0432 679820
info@maddalena.it
www.maddalena.it

For more information, please contact your sales representative:

